

1 **JEFFERSON TRANSIT AUTHORITY**
2 **RESOLUTION 18-03**
3 **Amending the 2018 Capital Budget**

4
5 **A RESOLUTION** of the Board of Directors of the Jefferson County Public
6 *Transportation Benefit Area, hereinafter called the "Authority," to*
7 *amend the 2018 Capital Budget.*

8
9 **WHEREAS**, Jefferson Transit Authority annually adopts budgets covering the programs
10 and activities of the Authority; and

11 **WHEREAS**, an amended 2018 Capital Budget has been presented to the
12 Authority Board; and

13 **WHEREAS**, budget authority in 2017 enabled the purchase of two vanpool vans,
14 however, the purchase could not be made by the end of 2017 due to grant agreement
15 revisions; and


16 **NOW, THEREFORE, BE IT RESOLVED** by the Authority that the attached
17 budget amendment be adopted for the remainder of 2018.

18 **CERTIFICATION**

19
20 The undersigned duly qualified Clerk of the Board, acting on behalf of the Jefferson
21 County Public Transportation Benefit Area, certifies that the foregoing is a true and
22 correct copy of a resolution adopted at a legally convened meeting of the Jefferson
23 Transit Authority Board held on February 20, 2018.




Chair



Member



Member




Vice Chair



Member

Attest:



Clerk of the Board

**Statement of Capital Outlays, Revenues and Contributions
2018 Capital Budget
Capital Expenditures and Nonoperating Revenues**

	Allocated Funding Year	Total JTA Outlay	Total Contributed Capital Grants	Total
CAPITAL EXPENSES				
Capital Project - Facility				
			0	0
		0	0	0
Capital Project - System Wide				
			0	0
		0	0	0
Capital Assets - Other Building & Structures				
Haines Place Park and Ride				
	2016			
Bathroom Installation		187,000		187,000
Sidewalk/Concrete Tree Removal		8,000		8,000
Paint Roof of HPTC Building		15,000		15,000
Radio Project - Maynard Mountain Repeater	2017	22,000		22,000
Security Cameras	2018	35,000	2,500	37,500
Server Room Fire Protection Project	2018	30,000		30,000
New Bus Stop Way Finding Signage	2018	10,000		10,000
New Shelters	2018	25,000		25,000
		332,000	2,500	334,500
Capital Assets - Revenue Vehicles				
2 full size fixed route buses (STP/Flex)	2016/2017	210,000	790,000	1,000,000
2 full size fixed route buses (Consolidated)	2017/2019	219,000	717,439	936,439
2 DAR Cut-a-ways	2018	32,000	128,000	160,000
2 12 Passenger Replacement Vanpool Vans	2017/2019	25,025	46,475	71,500
Bus Painting	Ongoing	25,000		25,000
Vehicle Engine/Transmission Replacement	Ongoing	150,000		150,000
		661,025	1,681,914	2,342,939
Capital Assets - Service Vehicles				
Shop Maintenance Van (w/Tool Carriers, Lift and Generator hook-up)	2018	100,000		100,000
Service Supervisor Vehicles (2)	2018	80,000		80,000
		180,000	0	180,000
Capital Assets - Service Equipment				
Parking Lot Striper	2018	7,500		7,500
		7,500	0	7,500
Capital Assets - Office Furniture & Equipment				
New Finance/Maintenance Software	2017	175,000		175,000
Remix Mapping Software	2018	12,000		12,000
		187,000	0	187,000
Capital Assets - Construction in Progress				
N/A		0	0	0
TOTAL CAPITAL EXPENSES		1,367,525	1,684,414	3,051,939
BY FUNDING TYPE/YEAR				
Funding available - JTA Capital Reserve (CAPITAL ONLY)				
	2016	420,000		420,000
	2017	197,000		197,000
	2018	331,500		331,500
	2017/2019	219,000		219,000
	Ongoing	175,000		175,000
Funding available - WSDOT Regional Mobility formula (PROJECT SPECIFIC)				
	2012		2,500	2,500
	2013		0	0
Funding Available - STP Flex GCB 1614(CAPITAL ONLY)				
	2012		0	0
Funding Available - FTA 5311 (Facility - CAPITAL ONLY)				
	2015		0	0
Funding Available - FTA 5311 (CAPITAL ONLY)				
	2016-2017		790,000	790,000
Funding Available - FTA 5311 (CAPITAL ONLY)				
	2017/2019	25,025	891,914	916,939
		1,367,525	1,684,414	3,051,939
BY YEAR				
Project Carry Over	2016-2017	836,000.00	1,637,939	2,343,439
FY 2018 New Projects	2018-2019	531,525	46,475	708,500
		1,367,525	1,684,414	3,051,939