

1 **Jefferson Transit Authority**
2 **Resolution No. 22-05**

3
4 **A RESOLUTION** of the Board of Directors of the Jefferson County Public
5 *Transportation Benefit Area, hereinafter called the "Authority", to amend the 2022*
6 *Capital Budget.*

7
8 **WHEREAS**, the State of Washington requires that the Authority annually adopt
9 budgets covering the programs and activities of the Authority; and

10
11 **WHEREAS**, the Authority adopted the 2022 Capital Budget on December 21,
12 2021;


13
14 **WHEREAS**, an amended 2022 Capital Budget has been presented to the
15 Authority Board as Attachment A; and

16
17 **WHEREAS**, additional budget authority is necessary for the purchase of two (2)
18 all-wheel drive electric vehicles.

19
20 **NOW, THEREFORE, BE IT RESOLVED** by the Authority that the
21 attached budget amendment be adopted for the remainder of 2022.
22

23 **CERTIFICATION**


24
25 The undersigned duly qualified Clerk of the Board, acting on behalf of the Jefferson
26 County Public Transportation Benefit Area, certifies that the foregoing is a true and correct
27 copy of a resolution adopted at a legally convened meeting of the Jefferson Transit
28 Authority Board held on February 15, 2022.



Chair




Member



Member



Vice-Chair



Member

Attest:


Clerk of the Authority

Statement of Capital Outlays, Revenues and Contributions
2022 Amended Capital Budget
Capital Expenditures and Nonoperating Revenues

	Allocated Funding Year	Total JTA Outlay	Total Contributed Capital Grants	Total
CAPITAL EXPENSES				
Capital Assets - Land				
Capital Project - Facility				
Engineering/Design - Final Design and Construction Phase - Additional Maintenance Bay	2020	150,000	0	150,000
Construction 3rd Maintenance Bay	2022	700,000	0	700,000
		850,000	0	850,000
Capital Project - System Wide				
Capital Assets - Other Building & Structures				
Facilities Maintenance Building/Training Area	2021	800,000		800,000
Radio Project - Maynard Mountain Repeater (Final Cleanup)	2019	10,000		10,000
Security Cameras (HPTC/63 4 Corners)	2019	35,000		35,000
New Shelters	Ongoing	45,000		45,000
Charging Infrastructure (Estimate)	2022	100,000		100,000
		990,000	0	990,000
Capital Assets - Revenue Vehicles				
1 Full size 30' Fixed route buses (STP-Flex, Replacement)	2020	93,840	419,301	513,141
1 Full size 29' Cut-away - JTOC Service	2022	28,000	112,000	140,000
1 Trolley-Style Fixed Route Bus (JTA Funded) Retro Fitted Electric	2022	10,000	750,000	760,000
DAR Replacement Cut-a-ways Grant Funded (307)	2022	10,000	107,000	117,000
DAR Replacement Cut-a-ways JTA Funded (308)	2022	90,000		90,000
Major Component Replacement	Ongoing	150,000		150,000
		381,840	1,388,301	1,770,141
Capital Assets - Service Vehicles				
Administration Vehicles - AWD - Electric (Replace 802/57)	2022	415,000		415,000
Administration Vehicles - AWD - Electric (Replace 802/57)	2022	122,000		122,000
Vehicle Maintenance Pick-up Truck	2022	46,000		46,000
		168,000	0	168,000
Capital Assets - Service Equipment				
Tire Carousel	2022	50,000		50,000
Vehicle Lifts	2022	50,000		50,000
		100,000	0	100,000
Capital Assets - Office Furniture & Equipment				
Capital Assets - Construction in Progress				
		0	0	0
TOTAL CAPITAL EXPENSES		2,489,840	1,388,301	3,878,141

BY FUNDING TYPE/YEAR

Funding available - JTA Capital Reserve (CAPITAL ONLY)

2019	45,000	45,000
2020	243,840	243,840
2021	800,000	800,000
2022	1,199,000	1,199,000
Ongoing	195,000	195,000

Funding Available - (State - Regional Mobility/Sales Tax Equalization)	857,000	857,000
Funding Available - FTA 5311 (STP Flex)	419,301	419,301
Funding Available - FTA 5311 (Consolidated)	112,000	112,000
	2,482,840	1,388,301

BY YEAR

Project Carry Over	2019/2021	1,283,840	419,301	1,703,141
FY 2022 New Projects	2022	1,199,000	969,000	2,168,000
		2,482,840	1,388,301	3,871,141