

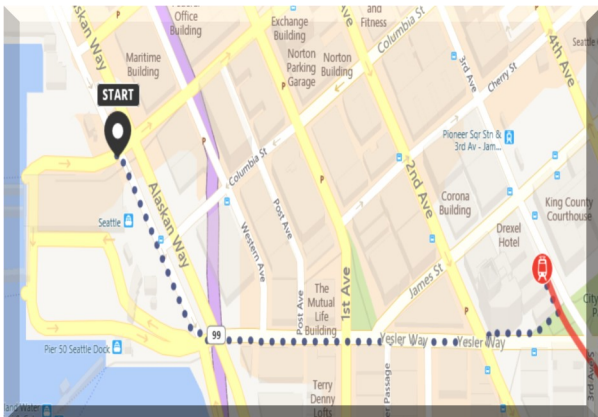
## Sound Transit's Link Light Rail:

Light rail trains depart approx... every 6-15 minutes depending on the day and time of day. Purchase your ticket upstairs and catch the train downstairs on the platform level. It takes approximately 40 minutes from the Pioneer Square Station to the SeaTac Station. Pioneer Square Station is located at 3rd Avenue and James Street in Seattle. The SeaTac Station is located at International Blvd and South 16th Street in SeaTac. At SeaTac, there is a pedestrian walkway that leads from the light rail station along the side of the airport garage to the sky bridges and passenger terminal.

### Get To LINK Pioneer Square Station:

**WALK:** If you travel lightly, it is an easy walk to the Pioneer Square Station transit tunnel. Below is a map that has a route with the least amount of hills. Right on Alaskan Way, left on Yesler Way, then follow Yesler Way to 2nd Avenue. Pioneer Square Station entrance to the tunnel is just past 2nd Avenue next to Smith Tower. It will take you about 10 minutes to walk.

**If are not able to walk you can take a Taxi/Uber/Lift to the Station.**



## Enjoy Seattle or go to SeaTac Airport



Find us online at  
[www.jeffersontransit.com](http://www.jeffersontransit.com)

Follow us on Social Media

 @jeffersontransitauthority

 @JTAttransit

Updated 08/25/2022

## Public transportation from Port Townsend to SeaTac airport.

It's inexpensive, easy, almost as fast as driving your car, and no parking hassles!

**To the Bainbridge Ferry  
see schedules on the other side**

### Kitsap Transit

1.360.697.2877 or 1.800.501.7433  
<http://www.kitsaptransit.com>

### Washington State Ferries

1.206.464.6400 or 1.888.808.7977 toll-free  
in state or 511 Statewide  
<http://www.wsdot.wa.gov/ferries>

### Sound Transit (Link Light Rail)

1.800.201.4900 or 1.888.889.6368  
<http://www.soundtransit.org>

### King County Metro

1.206.553.3000 or 1.800.542.7876  
<http://metro.kingcounty.gov>

### Coast Gateway Hotel

18415 International Blvd.  
SeaTac, WA 98188  
1.206.248.8200

Request "Jefferson Transit Airport Discount"  
to receive discounted rate. There is 24/7  
shuttle service between hotel and airport.

### Jefferson Transit Depot

4 Corners Park & Ride  
63 Four Corners Road  
Port Townsend, WA 98368



### Customer Service Office

Haines Place Park & Ride  
440 12th Street  
Port Townsend, WA 98368

### Phone

1.360.385.4777  
1.800.371.0497

## PORT TOWNSEND TO SEATTLE

Monday - Friday				Bainbridge to Seattle	
Jefferson Transit #7		Kitsap Transit #390		Washington State Ferry	Link Light Rail
Depart Haines Place Park & Ride	Arrive North Viking Park & Ride	Depart North Viking Park & Ride	Arrive Bainbridge Island Ferry Dock	Washington State Ferries are operating on alternate schedules on most routes until further notice. Visit Washington State Ferries for schedules. Search for route by date for more accurate information and times.	Walk from Seattle Ferry to the Light Rail. See reverse for more info. Light rail train leave Pioneer Square Station starting at 5:00 am and runs until 1:00 am. Trains run every 6-15 minutes depending on the time of day. Approximately 40 Minutes Travel Time.
5:59 AM	6:59 AM	7:10 AM	7:40 AM		
9:15 AM	10:18 AM	10:50 AM	11:20 AM		
10:40 AM	11:45 AM	<b>12:30 PM</b>	<b>1:00 PM</b>		
<b>3:12 PM</b>	<b>4:16 PM</b>	<b>4:40 PM</b>	<b>5:15 PM</b>		
<b>5:08 PM</b>	<b>6:12 PM</b>	<b>6:30 PM</b>	<b>7:00 PM</b>		
Saturday					
9:25 AM	10:25 AM	10:53 AM	11:20 AM	Washington State Ferry Schedule  SCAN ME	Sound Transit Light Rail Schedule  SCAN ME
<b>2:30 PM</b>	<b>3:30 PM</b>	<b>4:00 PM</b>	<b>4:30 PM</b>		

## SEATTLE TO PORT TOWNSEND

Seattle to Bainbridge		Monday - Friday			
Link Light Rail	Seattle to Bainbridge	Kitsap Transit #390		Jefferson Transit #7	
Walk from Seattle Ferry to the Light Rail. See reverse for more info. Light rail trains leave Pioneer Square Station starting at 5:00 am and runs until 1:00 am. Trains run every 6-15 minutes depending on the time of day. Approximately 40 Minutes Travel Time.	Washington State Ferries are operating on alternate schedules on most routes until further notice. Visit Washington State Ferries for schedules. Search for route by date for more accurate information and times.	Depart Bainbridge Island Ferry Dock	Arrive North Viking Park & Ride	Depart North Viking Park & Ride	Arrive Haines Place Park and Ride
		6:55 AM	7:20 AM	7:26 AM	8:27 AM
		10:20 AM	10:47 AM	10:53 AM	11:54 AM
		11:25 AM	<b>12:00 PM</b>	<b>12:15 PM</b>	<b>1:16 PM</b>
		<b>3:45 PM</b>	<b>4:30 PM</b>	<b>5:07 PM</b>	<b>6:11 PM</b>
		<b>5:30 PM</b>	<b>6:05 PM</b>	<b>6:56 PM</b>	<b>7:57 PM</b>
		You can take the 3:50 pm ferry arriving Bainbridge at 4:25 pm, Board the Kitsap Transit #390 at 4:35 pm arriving at North Viking Transit Center at 5:05 pm. <b>NOTE: This is a very close connection.</b>			
Saturday					
		9:40 AM	10:07 AM	10:43 AM	11:43 AM
		<b>2:55 PM</b>	<b>3:25 PM</b>	<b>4:08 PM</b>	<b>5:08 PM</b>

**Have a question? Call us at 1.360.385.4777 and we will walk you through the process.**

Note: Schedules are subject to change without notice. Please contact the proper transportation provider for current information before beginning your trip. Weather conditions and other uncontrollable factors may delay routes, causing missed connections. Please allow extra time to get to your destination.